



## PHILLIP RESEARCH SDN BHD

199001007125 (198695-X)

B-18-6, Megan Avenue II, No 12, Jalan Yap Kwan Seng, 50450 Kuala Lumpur.

Tel No: 03-2783 0300

### Morning Pole Position

| 9<sup>th</sup> November 2022 |

All market data as at previous trading day

#### Market indices

Indices	Last	Daily chg	YTD chg%
<i>Local</i>			
FBM KLCI	1,441.35	-0.77	-8.05
FBM Emas	10,226.64	-18.25	-9.57
FBM Syariah	10,308.36	-53.50	-15.94
FBM Small Cap	14,261.40	-29.11	-9.51
FBM ACE	4,941.43	-8.40	-23.03
F4G BM	828.14	-1.48	-5.93
F4G BMS	852.37	-5.50	-13.25

Funds Flows	Net Buy (MYR'm)
Local Institutions	-37.0
Local Retails	-18.8
Foreign	55.8

<i>Foreign</i>			
Dow Jones	33,160.83	333.83	-8.74
S&P 500	3,828.11	21.31	-19.68
Nasdaq	10,616.20	51.68	-32.14
FTSE	7,306.14	6.15	-1.06
Hang Seng	16,557.31	-38.6	-29.24
Nikkei	27,872.11	344.47	-3.19
Shanghai CI	3,064.49	-13.32	-15.81
Strait Times	3,145.83	4.52	0.71

#### Currencies

BNM Middle Rate (5pm)	Last	Daily chg	YTD %
USD / MYR	4.7365	-0.0085	13.72
GBP / MYR	5.4264	0.0055	-3.63
JPY100 / MYR	3.2310	0.0001	-10.72
EUR/MYR	4.7284	-0.0109	0.30
SGD / MYR	3.3732	-0.0044	9.33
CNY / MYR	0.6522	-0.0046	-0.38
AUD / MYR	3.0600	-0.0055	1.11

#### Bond Yield Movements

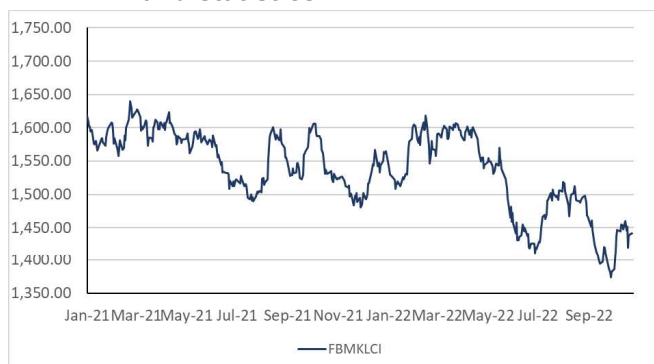
		Yield	Daily Change (bps)
<b>MGS</b>	3- year	3.99	4
	10- year	4.51	6
<b>GII</b>	3- year	3.91	0
	10- year	4.64	3
<b>UST</b>	2- year	4.67	-5
	10- year	4.14	-8

#### Commodities

	Last	Daily chg	Daily chg %
CPO (3 <sup>rd</sup> month)	4,395.00	-81	-1.81
Brent (1 <sup>st</sup> month)	95.10	-2.83	-2.89
Gold (spot)	1,712.09	37.41	2.23

Source: Treasury.gov, Bursa and BNM

#### FBM KLCI and statistics



#### Market Turnover

Vol (m shrs)	3,048
Value (MYR m)	1,575

Top 5 Value	Last	Daily chg %	Value (MYR m)
TOPGLOV	0.845	6.96	93.531
CIMB	5.420	1.31	77.518
MAYBANK	8.500	0.24	65.103
ASB	0.125	38.89	57.336
HARTA	2.070	5.08	51.835

Top 5 Gainers	Last	Daily chg %	Value (MYR m)
GOCEAN	0.015	50.00	0.029
MINETEC-PA	0.015	50.00	0.002
ZELAN	0.065	44.44	0.919
BPURI	0.035	40.00	0.743
ASB	0.125	38.89	57.336

Top 5 Losers	Last	Daily chg %	Value (MYR m)
EAH	0.010	-33.33	0.316
AT	0.010	-33.33	0.044
PASUKGB	0.015	-25.00	0.016
MLAB	0.015	-25.00	0.000
NIHSIN-PA	0.030	-14.29	0.021

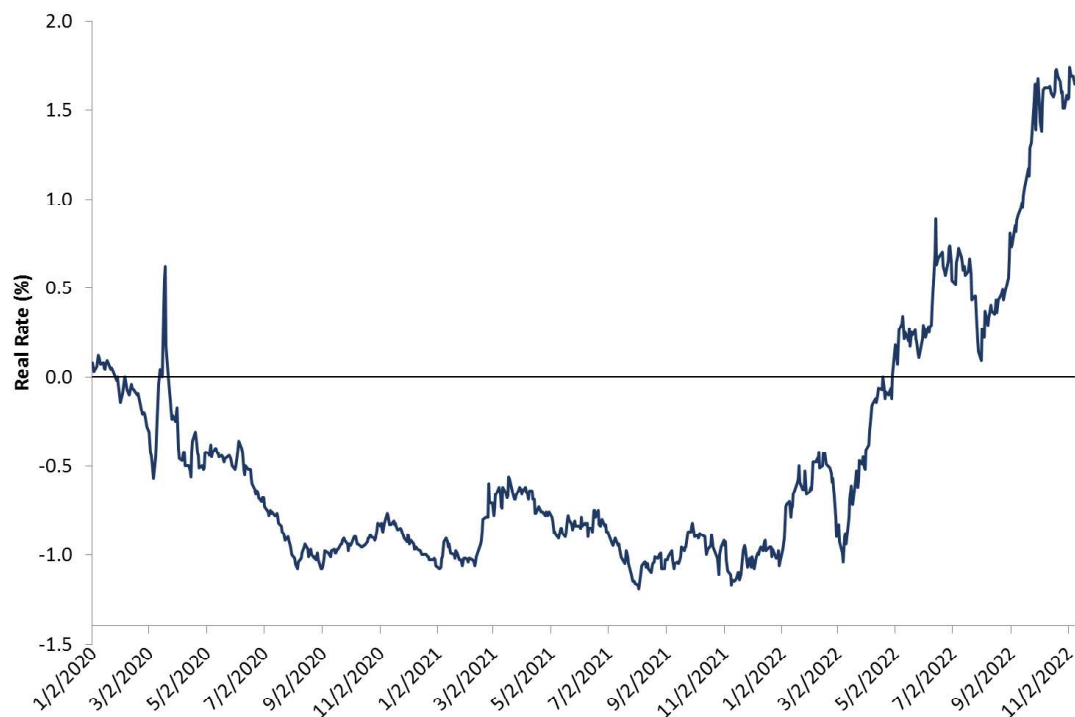
Top 5 DBT	Value (MYR m)	Volume (m shares)	Price (MYR)
MESTRON-WA	5.000	50.000	0.145
MYEG	3.609	4.172	0.855
MICROLN	3.560	4.000	0.98
SIGN	3.105	1.500	2.5
RAPID	2.149	0.153	15.28

## Market Pulse (No Technical Analysis Until 16<sup>th</sup> November 2022)

The KLCI finished the trading session almost flat and closed at 1,441.35 where it lost 0.77 points or 0.05%. KLCI's constituents saw 10 gainers, 13 losers, and 7 unchanged. Top Glove Corp Bhd and Hartalega Holdings Bhd gained 6.96% and 5.08%, respectively, to close as top gainers of the day which could be fuelled by speculations on rising Covid cases on a global scale. On the broader market, losers outpaced gainers 470 to 361, while 381 counters were unchanged.

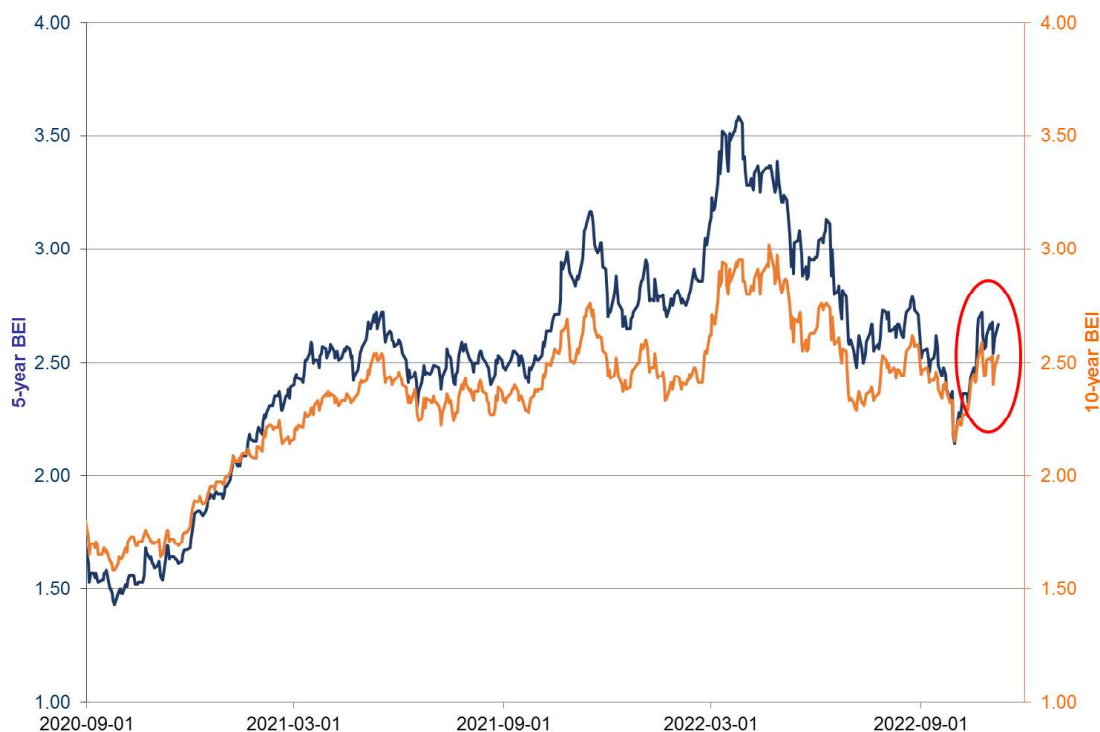
Meanwhile, in the US bond market, the yield curve bear flattened. 10yr real yields were flattish (Exhibit 1) but the 10yr BEI continued to rise (Exhibit 2) ahead of the CPI release. Policy rate expectations of a 56.8% probability in a 50bps rate hike at the December meeting (Exhibit 3) drives the equity market.

Exhibit 1: US Real Rate



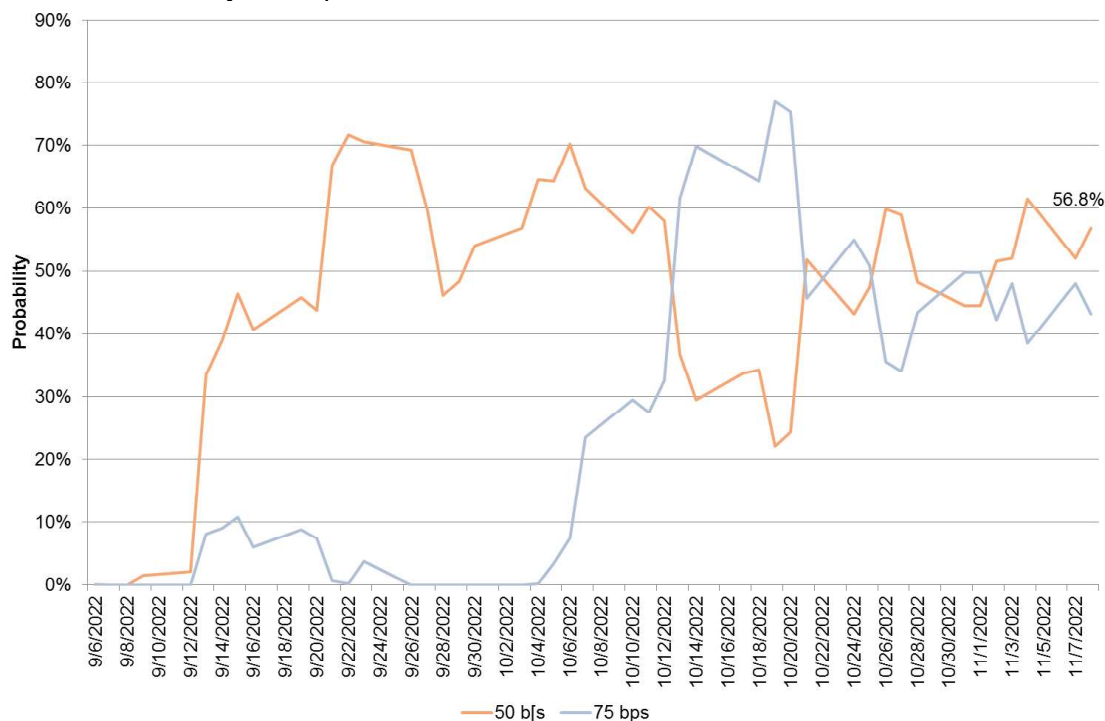
Source: Bloomberg, compiled by PRSB

Exhibit 2: Breakeven Inflation



Source: Bloomberg, compiled by PRSB

Exhibit 3: Probability of 50bps hike in December



Source: FedWatch, compiled by PRSB

For Malaysia market, until the election is over, the O&G and tech sectors are relatively insulated from political outcomes since they depend on global trends.

Our picks are as Exhibit 4.

Exhibit 4: Our Picks

Company	Ticker	Rating	Price (MYR)	TP (MYR)	Upside (%)
<b>Fundamental</b>					
Bermaz Auto	BAUTO MK	Buy	1.93	2.45	26.94
Guan Chong	GUAN MK	Outperform	2.09	2.78	33.01
<b>Technical</b>					
QL Resources	QLG MK	Outperform	5.25	5.77	9.90
Opcom Holdings	OHB MK	Buy	0.840	1.24	47.62
Gamuda	GAM MK	Outperform	3.66	4.30	17.49
Pentamaster Corporation	PENT MK	Buy	3.85	5.26	36.62
Formosa Prosonic Industries	FOR MK	Buy	3.02	3.92	29.80
Kerjaya Prospek Group	KPG MK	Outperform	1.16	1.39	19.83
MMS Ventures	MMSV MK	Buy	0.655	1.20	83.21
FM Global Logistics Holdings	FMH MK	Buy	0.535	0.82	53.27
Hibiscus Petroleum	HIBI MK	Buy	1.04	1.32	26.92
OSK Holdings	OSK MK	Buy	0.88	1.12	27.27
UWC	UWC MK	Buy	3.64	5.03	38.19
Dayang Enterprise	DEHB MK	Buy	1.26	1.44	14.29
CTOS Digital	CTOS MK	Buy	1.36	1.78	30.88
Ancom Nylex	ANC MK	Buy	0.94	1.24	31.91
BP Plastics Holdings	BPP MK	Buy	1.39	1.80	29.50
CCK Consolidated Holdings	CCK MK	Outperform	0.60	0.71	18.33
Vitrox Corp Bhd	VITRO BHD	Buy	7.07	7.88	11.39
Pecca Group Bhd	PECCA MK	Buy	0.84	1.16	37.50
Nova Wellness Group Bhd	NOVA MK	Outperform	0.89	1.07	20.34
Duopharma Biotech Bhd	DBB MK	Outperform	1.34	1.44	7.46
Mega First Corp	MFCB MK	Outperform	3.22	3.63	12.58
Malton Bhd	MALT MK	Buy	0.40	0.44	11.39
MyEG Services Bhd	MYEG MK	Outperform	0.86	0.94	9.94
WCT Holdings Bhd	WCT MK	Outperform	0.36	0.43	21.13
<b>ETF</b>					
MyETF MSCI SEA Islamic Dividend	MEMSID MK	Buy	0.84	0.92	10.01
Principal FTSE ASEAN 40 Malaysia ETF	CIMBA40 MK	Buy	1.68	1.80	7.12
TradePlus NYSE FANG+ Daily (-1x) Inverse Tracker	FANG1XI MK	Strong Buy	1.90	2.44	28.67

*MyETF Dow Jones U.S. Titans 50, Principal FTSE China 50 ETF, TradePlus HSCEI Daily (2x) Leveraged Tracker were removed due to the revision of rating to SELL.*

*Source: Bursa, Bloomberg, PRSB, price as of 8<sup>th</sup> November 2022.*

## Malaysian news highlights

---

- **Concerns about China demand drags CPO futures lower.**  
Crude palm oil (CPO) futures contracts on Bursa Malaysia Derivatives retreated to end easier following concerns about China demand. A trader said Covid-19 restrictions in the world's largest vegetable oil consumer continued to spark worries among traders. (Source: [TheEdgeMarkets](#))

## Global news highlights

---

- **OPEC+ cuts that steadied market now bring risk of US\$100 crude.**  
Oil's rise toward US\$100 a barrel is exposing some of the risks in OPEC+'s controversial production cuts. For about a month, the group's decision appeared to fulfill its stated aim of stabilizing oil markets, with crude prices steady against a deteriorating backdrop for fuel demand. (Source: [TheEdgeMarkets](#))
- **China Expands Financing Tool That Can Support Ailing Developers.**  
The National Association of Financial Market Institutional Investors widened the program launched in 2018 to support about 250 billion yuan (\$34.5 billion) in debt sales by private companies including developers, the regulator said in a statement on its website Tuesday. The ways to support such financing include bond guarantees, credit enhancement and bond purchases, it said, adding that the move is part of efforts to stabilize the economy and could be expanded further if needed. (Source: [Bloomberg](#))
- **Thailand Drops Plan to Allow Foreigners Buy Land After Backlash.**  
Thailand shelved a new proposal to allow foreign individuals to buy land for housing after the plan triggered a public backlash, with the opposition parties saying the move was akin to "selling out" the country. (Source: [Bloomberg](#))

## Corporate news

---

- **SCIB's auditor expresses qualified opinion on FY22 financial statement.**  
Sarawak Consolidated Industries Bhd (SCIB) said its external auditor has expressed a qualified opinion on the group's financial statement for the year ended June 30, 2022 (FY22), pertaining to a settlement agreement relating to six construction projects carried out in Qatar and Oman. The qualified opinion is linked to the settlement agreement signed between SCIB and the project's clients on Nov 10, 2021, the civil engineering group said in a filing, citing the report by the auditor, Nexia SSY PLT. (Source: [TheEdgeMarkets](#))
- **F&N declares 33 sen final dividend as 4Q net profit climbs 69%.**  
Fraser & Neave Holdings Bhd's (F&N) net profit recorded a 68.49% jump to RM98.89 million in the fourth quarter ended Sept 30, 2022 (4QFY22), compared with RM58.69 million in 4QFY21. (Source: [TheEdgeMarkets](#))
- **MR DIY to implement pricing reviews to combat rising costs; 3Q net profit up 12%.**  
MR DIY Group (M) Bhd said the group will continue undertaking pricing reviews to address continued input cost pressure, despite logging an 11.99% increase in its third quarter net profit. The home improvement retailer said the net profit for the quarter ended Sept 30, 2022 (3QFY22) rose to RM101.18 million from RM90.35 million a year earlier, on the back of a 25.8% increase in revenue to RM966.17 million from RM768.02 million. (Source: [TheEdgeMarkets](#))

- **Heineken 3Q net profit doubles as revenue climbs to another record high.**  
Heineken Malaysia Bhd's net profit for the third quarter ended Sept 30, 2022 (3QFY22) doubled to RM108.74 million from RM51.02 million in the same period last year, mainly driven by improved revenue growth, besides efficient cost and value initiatives. Earnings per share were up at 35.99 sen from 16.89 sen previously, the brewer's Bursa Malaysia filing on Tuesday (Nov 8) showed. (Source: [TheEdgeMarkets](#))
- **Bank Muamalat eyes RM100 mil investment from new funds within five years.**  
Bank Muamalat Malaysia Bhd and Phillip Capital Group Malaysia are targeting an investment of RM100 million within five years through shariah-compliant online Private Managed Accounts and unit trust funds. (Source: [TheEdgeMarkets](#))

## **Regional company reports**

---

### **Tradeplus NYSE® Fang+™ Daily (2x) Leveraged Tracker : The Fed Tale: FOMC November Update + China Risk - RATING : SELL.**

- The Fed delivered a 75bps rate hike as expected while slashing hope for any potential Fed pivot to materialise.
- Powell stated that it is “very premature” to consider pausing rate hikes while repeatedly stressing that the labour market is too strong which may keep inflation elevated.
- President Xi exuded strength and confidence as he secured a norm-breaking third term as leader of the Chinese Communist Party and fully packed its highest council with his allies.
- Global investors celebrated President Xi's power grab with their feet, stampeding away from Chinese stocks as a one-man rule is not fully welcome in the Western culture while Zero Covid Strategy (“ZCS”) stays longer than anticipated.
- We downgrade the FANG-2XL from STRONG BUY to SELL and lower the target price to MYR2.6649 (previously MYR5.4900), reflecting a 39.4% downside for the 12-month forecast return.

### **Tradeplus NYSE® Fang+™ Daily (-1x) Inverse Tracker : The Fed Tale: FOMC November Update + China Risk- RATING : STRONG BUY.**

- The Fed delivered a 75bps rate hike as expected while slashing hope for any potential Fed pivot to materialise.
- Powell stated that it is “very premature” to consider pausing rate hikes while repeatedly stressing that the labour market is too strong which may keep inflation elevated.
- President Xi exuded strength and confidence as he secured a norm-breaking third term as leader of the Chinese Communist Party and fully packed its highest council with his allies.
- Global investors celebrated President Xi's power grab with their feet, stampeding away from Chinese stocks as a one-man rule is not fully welcome in the Western culture while Zero Covid Strategy (“ZCS”) stays longer than anticipated.
- We upgrade the FANG-1XI to STRONG BUY and raise the target price to MYR2.4448 (previously MYR1.8600), reflecting a 24.6% upside for the 1- month forecast return.



## DISCLAIMER

Legal and Regulatory Notices (Electronic Communications)  
© 2018 PRSB.

### Important disclosures

This research report is strictly confidential and has been prepared for information purposes only by Phillip Research Sdn Bhd ("PRSB"), a subsidiary of Phillip Capital Holdings Sdn Bhd ("PCH") and is meant for circulation to its clients and clients of other subsidiaries companies of PCH particularly Phillip Mutual Berhad ("PMB"), Phillip Capital Management Sdn Bhd ("PCM"), Phillip Wealth Planners Sdn Bhd ("PWP") and Phillip Capital Sdn Bhd ("PCSB") (collectively refer to as Phillip Group other licensed intermediaries ("PGOLI")) only or such other persons as may be deemed eligible to receive such research report, information or opinion contained herein. Neither the publication/communication nor any portion hereof may be reprinted, distributed, sold, resold, redistributed, copied, reproduced, published, republished, displayed, posted or transmitted in any form or media or by any means without the written consent of PRSB.

The policy of PRSB is to only publish research that is impartial, independent, clear, fair, and not misleading. Analysts never receive compensation from companies they cover. Regulations or market practice of some jurisdictions/markets prescribe certain disclosures to be made for certain actual, potential or perceived conflicts of interests relating to a research report as below. This research disclosure is for your information only and does not constitute any recommendation, representation or warranty. Absence of a disclosable position should not be taken as endorsement on the validity or quality of the research report or recommendation.

To maintain the independence and integrity of PRSB's research, PGOLI activities such as fund management, dealing in securities (restricted to unit trust and private retirement scheme), dealing in derivatives, clearing for derivatives, financial planning and research business lines are distinct from one another. This means that PRSB is not part of and does not report to any of PGOLI. Accordingly, PGOLI does not supervise nor control the activities of PRSB's research analysts. PRSB's research analysts report to the Head of Research, who in turn report to PRSB's senior management.

PRSB and PGOLI have in place internal controls designed to manage conflicts of interest that may arise as a result of PGOLI engaging in fund management, dealing in securities (restricted to unit trust and private retirement scheme), dealing in derivatives, clearing for derivatives, financial planning and PRSB activities. Some examples of these controls include: the use of information barriers and other information controls designed to ensure that confidential information is only shared on a "need to know" basis and in compliance with PRSB and PGOLI's Chinese Wall policies and procedures; measures designed to ensure that interactions that may occur among PRSB's research personnel, fund management, dealing in securities (restricted to unit trust and private retirement scheme), dealing in derivatives, clearing for derivatives, and financial planning, PGOLI's financial product issuers and PRSB's research analysts do not compromise the integrity and independence of PRSB's research.

Neither analysts nor their household members/associates may have a financial interest in, or be an officer, director or advisory board member of companies covered by the analyst unless disclosed herein. In circumstances where an analyst has a pre-existing holding in any securities under coverage, those holdings are grandfathered and the analyst is prohibited from trading such securities up to the date of the publication of this research report.

Unless specified otherwise, PRSB did not receive investment banking/non-investment banking income from, and did not manage/co-manage a public offering for, the listed company during the past 12 months, and it does not expect to receive investment banking compensation from the listed company within the coming three months. Unless mentioned otherwise, PRSB does not own a material disclosable position, and does not make a market, in the securities.

We hereby certify that the views expressed in this research report accurately reflect our views about the securities and/or the issuers and that no part of our compensation were or will be directly or indirectly related to the specific recommendation or views contained in this report or to any investment banking relationship with the subject company covered in this report (for the past one year) or otherwise any other relationship with such company which leads to receipt of fees from the company except in ordinary course of business of the company. We hereby confirm that our analyst(s) has/have not been placed under any undue influence, intervention or pressure by any person(s) in compiling this research report. This report is prepared without any intention to raise, lower or maintaining the price of the securities covered or to induce the recipient to buy or sell the securities covered. In addition, our analyst(s) included herein attest that he/she/they was/were not in possession of any material, non-public price sensitive information regarding the subject company at the time of publication of the report. Save from the disclosure below (if any), we are not aware of any material conflict of interest.

Key to PRSB investment ratings:

Equity:

BUY: Total stock return (including dividends) expected to exceed 20% annually;

O-PF: Total expected return below 20% annually but exceeding market return;

U-PF: Total expected return positive but below market return;

SELL: Total return expected to be negative.

For relative performance, we benchmark the 12-month total forecast return (including dividends) for the stock against the 12-month forecast return (including dividends) for the market on which the stock trades.

ETFs (Criteria applies to rating assignments from 16th December 2019):

STRONG BUY: Total return (including dividends) expected to exceed 20% annually;

BUY: Total expected return below 20% but exceed 5% or then 1-year rate, whichever is higher;

SELL: Total return of not more than 5% or then 1-year rate, whichever is higher.

The ratings are based on the forecast total return (including dividends) over the next 12 months.

Funds:

The rating a mathematical scoring system that include risks (standard deviation, Sharpe Ratio) and returns (1-year, 3-year, 5-year and consistency)BUY: Total return (including income distribution) is positive and above peers' average while risk factors are low;

O-PF: Total return is positive and above peers' average but has higher risk factors; SELL: Total return is negative.

For a history of the recommendations and price targets for companies mentioned in this report, as well as company specific disclosures, please write to: Phillip Research Sdn Bhd, B-18-6, Block B Level 18, Megan Avenue II, 12 Jalan Yap Kwan Seng, 50450 Kuala Lumpur, Malaysia.

The information, opinions and estimates herein are not directed at, or intended for distribution to or use by, any person or entity in any jurisdiction where doing so would be contrary to law or regulation or which would subject PRSB and/or its associate companies to any additional registration or licensing requirement within such jurisdiction. The information and statistical data herein have been obtained from sources we believe to be reliable. Such information has not been independently verified and we make no representation or warranty as to its accuracy, completeness or correctness. Any opinions or estimates herein reflect the judgment of PRSB at the date of this publication/communication and are subject to change at any time without notice. Where any part of the information, opinions or estimates contained herein reflects the views and opinions of a sales person (include but not limited to Financial Planners and Marketing Representative or a non-analyst), such views and opinions may not correspond to the published view of PRSB. This is not a solicitation or any offer to buy or sell. This publication/communication is for information purposes only and does not constitute any recommendation, representation, warranty or guarantee of performance. Any price target given in the report may be projected from one or more valuation models and hence any price target may be subject to the inherent risk of the selected model as well as other external risk factors. This is not intended to provide professional, investment or any other type of advice or recommendation and does not take into account the particular investment objectives, financial situation or needs of individual recipients. Before acting on any information in this publication/communication, you should consider whether it is suitable for your particular circumstances and, if appropriate, seek professional advice, including tax advice. PRSB, and PGOLI do not accept any responsibility and cannot be held liable for any person's use of, or reliance on the information and opinions contained herein. To the extent permitted by applicable securities laws and regulations, PRSB accepts no liability whatsoever for any direct or consequential loss arising from the use of this publication/communication or its contents. Where the publication does not contain ratings, the material should not be construed as research but is offered as factual commentary. It is not intended to, nor should it be used to form an investment opinion about the non-rated companies.

Subject to any applicable laws and regulations at any given time, PRSB, PGOLI and their respective affiliates or companies or individuals connected with PRSB may have used the information contained herein before publication and may have positions in, may from time to time purchase or sell or have a material interest in any of the securities mentioned or related securities, or may currently or in future have or have had a business or financial relationship with, or may provide or have provided investment banking, capital markets and/or other services to, the entities referred to herein, their advisors and/or any other connected parties. As a result, investors should be aware that PRSB, PGOLI and/or their respective affiliates or companies or such individuals may have one or more conflicts of interest. Regulations or market practice of some jurisdictions/markets prescribe certain disclosures to be made for certain actual, potential or perceived conflicts of interests relating to research reports. Details of the disclosable interest can be found in certain reports as required by the relevant rules and regulation. Disclosures therein include the position of PRSB and PGOLI only. Unless specified otherwise, PRSB did not receive any compensation or other benefits from the subject company covered in this publication/communication.



The analysts/contributors to this publication/communication may be employed by any relevant PGOLI entity, which is different from the entity that distributes the publication/communication in the respective jurisdictions.

PRSB, PGOLI and/or its officers, directors and employees, may, to the extent permitted by applicable law and/or regulation, deal as principal, agent, or otherwise, or have long or short positions in, or buy or sell, the securities, commodities or instruments, or options or other derivative instruments based thereon, of issuers or securities mentioned herein. PGOLI may also act as market maker or liquidity provider (within the meaning of applicable regulations in the UK) in the financial instruments of the issuer. Where the activity of market maker is carried out in accordance with the definition given to it by specific laws and regulations of the US or other jurisdictions, this will be separately disclosed within the specific issuer disclosures.

Investors should not consider this report as only a single factor in making their investment decision and, as such, the report should not be viewed as identifying or suggesting all risks, direct or indirect, that may be associated with any investment decision. PRSB produces a number of different types of research product including, among others, fundamental analysis and quantitative analysis; recommendations contained in one type of research product may differ from recommendations contained in other types of research product, whether as a result of differing time horizons, methodologies or otherwise. PRSB and PGOLI publishes research product in a number of different ways including the posting of product on the PGOLI portals and/or distribution directly to clients. Different groups of clients may receive different products and services from the research department depending on their individual requirements.

Figures presented herein may refer to past performance or simulations based on past performance which are not reliable indicators of future performance. Where the information contains an indication of future performance, such forecasts may not be a reliable indicator of future performance. Moreover, simulations are based on models and simplifying assumptions which may oversimplify and not reflect the future distribution of returns. Any figure, strategy or index created and published for illustrative purposes within this report is not intended for “use” as a “benchmark”.

Certain securities are subject to fluctuations in exchange rates that could have an adverse effect on the value or price of, or income derived from, the investment.

With respect to Fixed Income Research: Recommendations fall into two categories: tactical, which typically last up to three months; or strategic, which typically last from 6-12 months. However, trade recommendations may be reviewed at any time as circumstances change. ‘Stop loss’ levels for trades are also provided; which, if hit, closes the trade recommendation automatically. Prices and yields shown in recommendations are taken at the time of submission for publication and are based on either indicative Bloomberg, Reuters or PGOLI prices or yields at that time. The prices and yields shown are not necessarily those at which the trade recommendation can be implemented.

The securities described herein may not have been registered under the US Securities Act of 1933 (the ‘1933 Act’), and, in such case, may not be offered or sold in the US or to US persons unless they have been registered under the 1933 Act, or except in compliance with an exemption from the registration requirements of the 1933 Act. Unless governing law permits otherwise, any transaction should be executed via PhillipCapital Group entity in your home jurisdiction.