



## PHILLIP RESEARCH SDN BHD

199001007125 (198695-X)

B-18-6, Megan Avenue II, No 12, Jalan Yap Kwan Seng, 50450 Kuala Lumpur.

Tel No: 03-2783 0300

### Morning Pole Position

| 23<sup>rd</sup> August 2022 |

All market data as at previous trading day

#### Market indices

Indices	Last	Daily chg	YTD chg%
<i>Local</i>			
FBM KLCI	1,487.37	-17.07	-5.11
FBM Emas	10,556.35	-123.54	-6.65
FBM Syariah	10,667.67	-147.93	-13.01
FBM Small Cap	14,338.07	-181.10	-9.02
FBM ACE	4,855.00	-131.68	-24.37
F4G BM	856.90	-9.83	-2.66
F4G BMS	883.51	-12.72	-10.08

Funds Flows	Net Buy (MYR'm)
Local Institutions	-92.4
Local Retails	36.2
Foreign	56.2

<i>Foreign</i>			
Dow Jones	33,063.61	-643.13	-9.01
S&P 500	4,137.99	-90.49	-13.18
Nasdaq	12,381.57	-323.64	-20.86
FTSE	7,533.79	-16.58	2.02
Hang Seng	19,656.98	-116.05	-15.99
Nikkei	28,794.50	-135.83	0.01
Shanghai CI	3,277.79	19.72	-9.95
Strait Times	3,262.57	16.06	4.45

#### Currencies

BNM Middle Rate (5pm)	Last	Daily chg	YTD %
USD / MYR	4.4850	0.0085	7.68
GBP / MYR	5.2981	-0.0271	-5.91
JPY100 / MYR	3.2753	-0.0045	-9.49
EUR/MYR	4.4913	-0.0248	-4.73
SGD / MYR	3.2156	-0.0104	4.22
CNY / MYR	0.6559	-0.0017	0.18
AUD / MYR	3.0982	0.0054	2.37

#### Bond Yield Movements

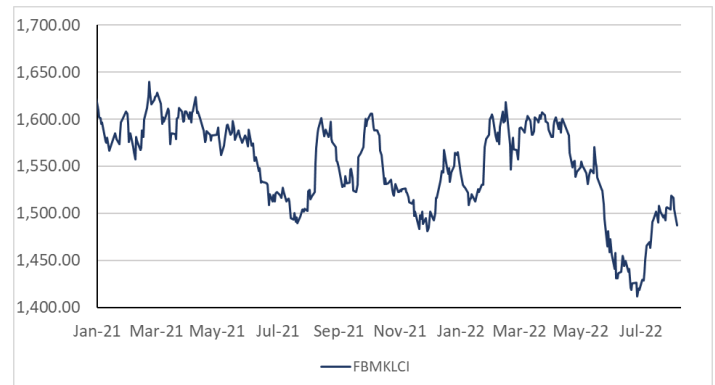
		Yield	Daily Change (bps)
<b>MGS</b>	3- year	3.39	2
	10- year	3.98	2
<b>GII</b>	3- year	3.44	-1
	10- year	4.01	2
<b>UST</b>	2- year	3.32	7
	10- year	3.03	5

#### Commodities

	Last	Daily chg	Daily chg %
CPO (3 <sup>rd</sup> month)	4,160.00	67	1.64
Brent (1 <sup>st</sup> month)	96.69	0.98	1.02
Gold (spot)	1,736.24	-9.55	-0.55

Source: Treasury.gov, Bursa and BNM

#### FBM KLCI and statistics



Source: Bloomberg

#### Market Turnover

Vol (m shrs)	2,187
Value (MYR m)	1,561

Top 5 Value	Last	Daily chg %	Value (MYR m)
CIMB	5.310	-2.03	101.232
HARTA	1.690	-6.63	64.705
CNERGEN	0.885	0.00	59.058
MAYBANK	8.870	-0.56	55.110
AGMO	0.780	-3.70	46.752

Top 5 Gainers	Last	Daily chg %	Value (MYR m)
XOX	0.020	33.33	0.033
MLAB	0.020	33.33	0.004
FAST	0.035	16.67	0.031
XOXTECH	0.035	16.67	0.008
REACH	0.040	14.29	0.025

Top 5 Losers	Last	Daily chg %	Value (MYR m)
VSOLAR	0.005	-50.00	0.014
NEXGRAM	0.005	-50.00	0.000
CAP	0.010	-33.33	0.002
NIHSIN-PA	0.015	-25.00	0.076
SAPNRG	0.040	-20.00	6.167

Top 5 DBT	Value (MYR m)	Volume (m shares)	Price (MYR)
HONGSENG	137.704	286.883	0.5
HONGSENG-WB	2.675	107.011	0.055
AIRPORT	163.361	29.975	6.19
TANCO	3.227	16.547	0.255
YBS	8.223	14.950	0.585

## Market Pulse

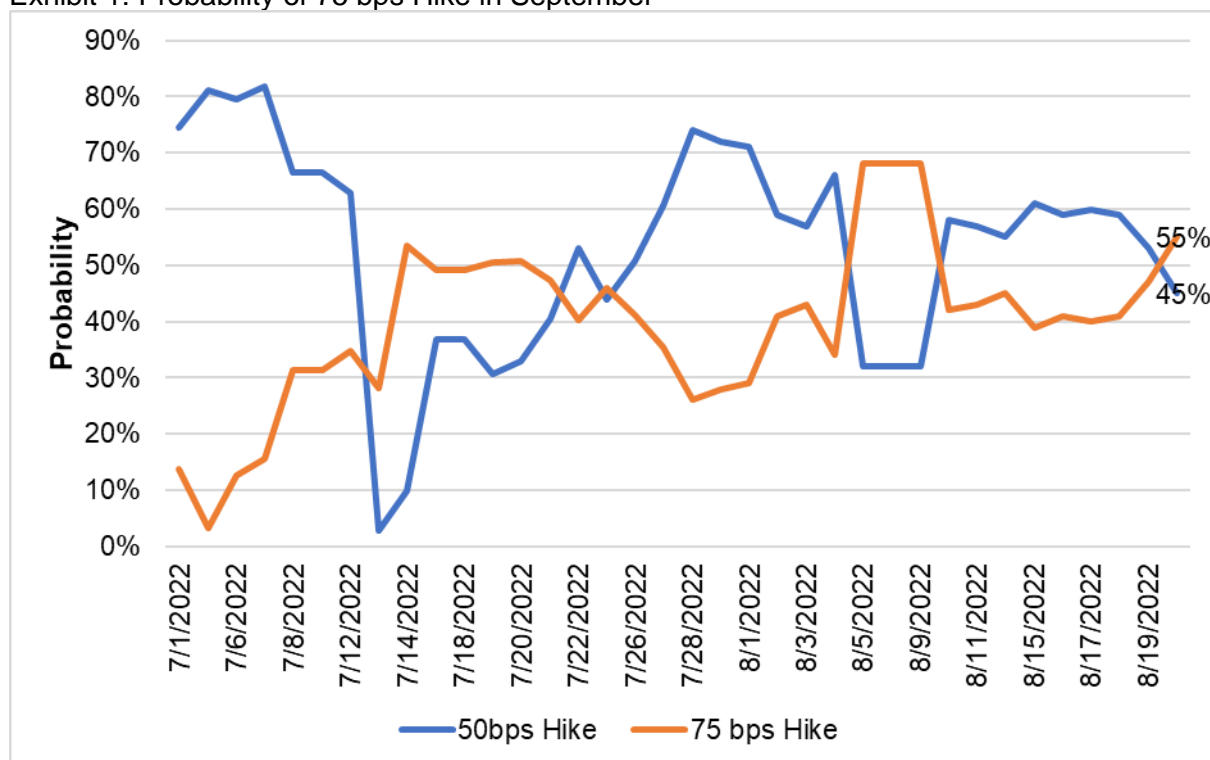


Source: Chart created using tradingview.com's tools, PRSB

Selling pressure can be seen throughout the day as the KLCI extended the losses, closing at 1,487.37 pts with -17.07 pts (-1.13%) compared to the previous day's session. Seas of red can be seen globally as investors reassessing the risk of the Fed interest rate hike. The only bright spot can be seen yesterday was China where it landed in positive territory after the country's central bank lowered its loan prime rate, as part of the effort to shore up weak economic growth.

Despite upward surprises witnessed in the U.S.'s economic data recently, the recent U.S. market rally seems to have pivoted based on an overly optimistic view that the Fed would pivot away from sharply higher interest rates to fight inflation. However, the probability of a 75bps hike in September rose yesterday (Exhibit 1) resulting in a correction seen across the U.S. market last night as it posted the worst daily drop in two months. Moreover, a survey by US National Association for Business Economics that was released overnight shows business economists are sceptical that the Fed can soft landing the US economy. Results show roughly three-quarters of the respondents do not think that the Fed can bring inflation down to its stated target of 2% without setting off a recession (Exhibit 2).

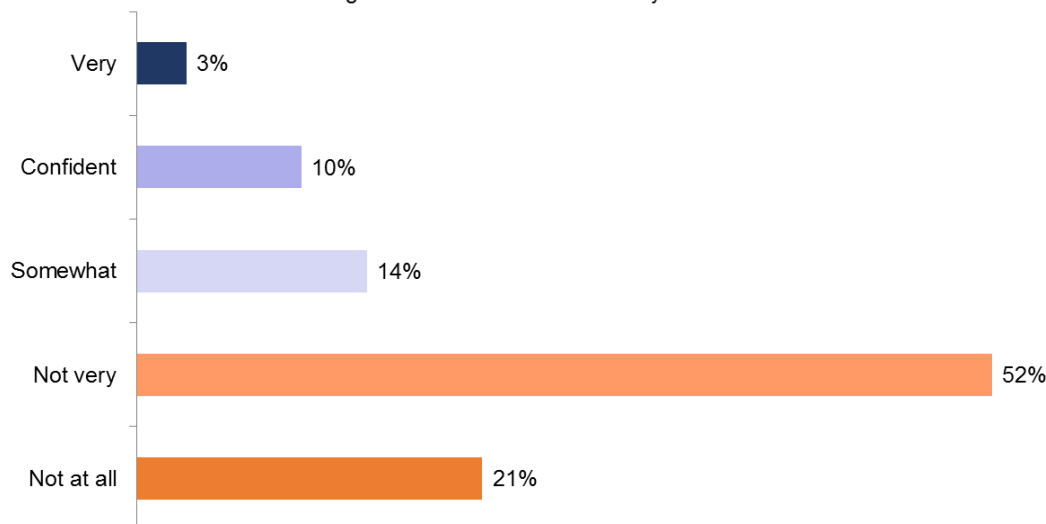
Exhibit 1: Probability of 75 bps Hike in September



Source: CME FEdWatch, compiled by PRSB

Exhibit 2: No Confident Vote on Fed

**Question:** How confident are you that the Fed will be able to bring inflation down to its 2% goal without inducing a recession within the next 2 years?



Source: NABE, compiled by PRSB

Following that, we anticipate the KLCI to drop today as it has broken down the 20-day EMA, indicating a bearish signal. Technically, the KLCI may test the immediate support at 1,482.68 pts and may fall lower to 1,468.34 pts. We set the resistance level at 1,502.37. As we mentioned yesterday, with this week's Jackson Hole meeting, China's heatwave, and Nvidia's results announcement on the 24<sup>th</sup> August, and now several top UMNO leaders are reported to have met Prime Minister on GE15, the market sentiment would remain volatile. On top of that, Malaysian investors would closely monitor Malaysia's inflation rate data that is set to be released this Friday. Our picks in Exhibit 3.

Exhibit 3: Our Picks

Company	Ticker	Rating	Price (MYR)	TP (MYR)	Upside (%)
<b>Fundamental</b>					
Bermaz Auto	BAUTO MK	Buy	1.76	2.45	39.20
Guan Chong	GUAN MK	Outperform	2.43	2.78	14.40
<b>Technical</b>					
Genting Malaysia	GENM MK	Outperform	2.96	3.21	8.45
IHH Healthcare	IHH MK	Outperform	6.35	7.00	10.24
Kawan Food	KFB MK	Buy	2.02	2.19	8.42
Matrix Concept	MCH MK	Outperform	2.28	2.57	12.72
Ta Ann	TAH MK	Buy	3.93	4.64	18.07
Telekom	T MK	Outperform	5.70	6.28	10.18
QL Resources	QLG MK	Buy	5.10	5.77	13.14
CB Industrial Product Holding	CB MK	Buy	1.37	1.76	28.47
Opcom Holdings	OHB MK	Buy	0.83	1.24	50.30
KSL Holdings	KSL MK	Buy	0.83	0.96	16.36
Gamuda	GAM MK	Outperform	3.72	4.30	15.59
Chin Well Holdings	CWH MK	Outperform	1.67	2.00	19.76
Supercomnet Technologies	SCT MK	Buy	1.32	1.73	31.06
Kelington Group	KGRB MK	Buy	1.28	1.71	33.59
Pentamaster Corporation	PENT MK	Buy	3.93	5.26	33.84
AME Elite Consortium	AME MK	Buy	1.56	2.03	30.13
Formosa Prosonic Industries	FOR MK	Buy	3.15	3.92	24.44
Pertama Digital	PRTMA MK	Buy	1.04	1.31	25.96
IJM Corp Bhd	IJM MK	Outperform	1.77	2.06	16.38
Kerjaya Prospek Group Bhd	KPG MK	Outperform	1.15	1.39	20.87
MMS Ventures	MMSV MK	Buy	0.82	1.20	46.34
<b>ETF</b>					
MyETF Dow Jones U.S. Titans 50	METFUS50 MK	Buy	USD 1.89	USD 2.21	16.70
MyETF MSCI SEA Islamic Dividend	MEMMID MK	Buy	0.80	0.85	5.62
Principal FTSE ASEAN 40 Malaysia ETF	CIMBA40 MK	Buy	1.65	1.80	9.36
TradePlus HSCEI Daily (-1x) Inverse Tracker	HSCEI1XI MK	Buy	2.18	2.35	7.80
TradePlus NYSE FANG+ Daily (-1x) Inverse Tracker	FANG1XI MK	Buy	1.66	1.86	12.05

Source: Bursa, Bloomberg, PRSB, price as of 19<sup>th</sup> August 2022

## Malaysian news highlights

---

- **Khaairy: MOH to settle backlog of 4,833 non-Covid-19 cases soon.**  
The Ministry of Health (MOH) will settle the remaining backlog of 4,833 non-Covid-19 cases at government hospitals soon, said Health Minister Khaairy Jamaluddin. He said the backlog cases as of July 31 only involved procedures from paediatric and cardiothoracic surgeries. "MOH will continue to strive to improve health services for all Malaysian families," he said in a statement on Monday. (Source: [TheEdgeMarkets](#))
- **Khaairy on fact-finding visit to Thailand to assess potential medical use of cannabis.**  
Health Minister Khaairy Jamaluddin is on a four-day working visit to Thailand from Monday (Aug 22) to assess the potential use of cannabis and ketum for medical purposes and the legal framework for its medical use. He will also be attending the APEC High-Level Meeting on Health and Economy during his stay in the capital. The Health Ministry said the working visit was at the invitation of Thailand's Deputy Prime Minister and Minister of Public Health, Anutin Charnvirakul. (Source: [TheEdgeMarkets](#))
- **Malaysia's office sector to continue to improve this year.**  
Knight Frank Malaysia reported that the country's office sector will continue to improve this year due to the uptick in economic activities and improved business sentiments, following the country's transition to the endemic phase. It said this in a press release introducing its latest Real Estate Highlights 1H2022 (REH), which features findings of the property market performance across Klang Valley, Penang, Johor Baru and Kota Kinabalu. According to the statement, there is currently renewed interest in co-working spaces, as it presents occupiers flexibility, cost effectiveness and networking opportunities. It added that improved employment rates are expected, backed by continued government assistance and improved business prospects. (Source: [TheEdgeMarkets](#))

## Global news highlights

---

- **Home Sellers Are Slashing Prices in Pandemic Boomtowns.**  
Denver, which attracted hordes of remote-friendly Silicon Valley tech workers during the pandemic, saw 58% of homes for sale slash prices in July compared with 36% the year prior. In Salt Lake City, 56% of listings cut their asking prices followed by Tacoma, Washington, at 55% and Tampa at 52%. (Source: [Bloomberg](#))
- **German power hits record €700 as gas fears ratchet higher.**  
European natural gas surged to about 15 times the average summer time price and power smashed through records as the threat of Russian supply cuts ripped through the market and threatened to push the German economy into recession. Benchmark gas futures rose as much as 21%, while German power surged to above €700 (RM3,125) a megawatt-hour for the first time. (Source: [TheEdgeMarkets](#))
- **China PBOC Calls on Lenders to Stabilize Credit Growth.**  
The PBOC also asked banks to ensure the reasonable financing needs of real estate, in its latest efforts to help brake a property market downturn. It didn't elaborate on this point. China is planning to offer 200 billion yuan (\$29.3 billion) in special loans to ensure stalled housing projects are delivered to buyers, Bloomberg reported earlier, citing people familiar with the matter. (Source: [Bloomberg](#))
- **India Rate Hawk Sees RBI Credibility Restored After Hikes.**  
A hawkish member of India's rate setting panel who warned months ago that the central bank's credibility was at risk now sees stabilizing bond yields as a signal that trust had been restored after a series of rate hikes. "I draw comfort from the fact that during the recent spike in inflation, survey data indicated that inflation expectation remain well anchored and long-term yields were quite stable," Jayanth Rama Varma, an external member of the monetary policy committee, said when asked about central bank's credibility. He responded in an e-mail reply to questions on Saturday.

(Source: [Bloomberg](#))

- **Taiwan Sees Surprise Export Order Fall on Weak China Demand.**

Orders slumped 1.9% in July compared to the same month last year, according to a Monday statement from Taiwan's Ministry of Economic Affairs. That was worse than even the most bearish forecast in a Bloomberg survey of economists. The median estimate was for a 6.2% increase.

(Source: [Bloomberg](#))

## Corporate news

---

- **Maybank becomes first bank in Malaysia to set up Scope 3 financed emissions baseline.**

Malayan Banking Bhd (Maybank) has established its Scope 3 financed emissions baseline and identified a transition strategy that will shape its future business portfolio, which it said in a statement on Monday (Aug 22) makes it the first bank in Malaysia to do so. "This brings the bank a step closer to its target of net zero carbon equivalent position by 2050 as it begins to chart out its financed emissions reduction targets against timelines. For banks, financed emissions are indirect emissions related to loans, underwriting, investments and any other financial services. "Financed emissions are a necessary input for climate scenario analysis, which is crucial in managing climate-related transition risks and opportunities," it said. (Source: [TheEdgeMarkets](#))

- **IOI Properties' 4Q net profit surges, boosted by jump in property investment earnings.**

IOI Properties Group Bhd's net profit surged 147% to RM292.48 million in the fourth quarter ended June 30, 2022 (4QFY22), from RM118.37 million a year earlier. Earnings per share increased to 5.31 sen from 2.15 sen. Explaining the higher profit, the group said it recognised RM60.2 million property development costs written down, attributable to the development projects in IOI Palm International Parkhouse in Xiang'An, China, and fair value gain on investment properties of RM147.3 million, mainly attributable to the retail malls in Malaysia. Quarterly revenue rose 8.7% to RM715.94 million from RM658.65 million, contributed by property investment as well as hospitality and leisure segment, the group said in a Bursa Malaysia filing. (Source: [TheEdgeMarkets](#))

- **Panasonic warns rising inflation could dampen consumer spending as 1Q profit drops 36%.**

Panasonic Manufacturing Malaysia Bhd's net profit for the first quarter ended June 30, 2022 (1QFY23) fell 35.88% to RM11.45 million from RM17.86 million a year ago, hit by lower revenue as well as rising material and production costs. Earnings per share dropped to 19 sen for 1QFY23 from 1QFY22's 30 sen, the company's Bursa Malaysia filing showed. Revenue slipped 3.94% to RM243.68 million from RM253.67 million. (Source: [TheEdgeMarkets](#))

- **Supermax ends FY22 on a weaker note as 4Q profit slumps 97% y-o-y.**

Supermax Corp Bhd's net profit for the fourth quarter ended June 30 (4QFY22) slumped 96.57% to RM33.05 million from RM962.53 million a year earlier, with revenue dropping 83.99% as the average selling prices (ASPs) and demand for rubber gloves fell from their record highs a year ago, when the Covid-19 pandemic was still rampant. Revenue for 4QFY22 dropped to RM300.23 million from 4QFY21's RM1.88 billion, Supermax's bourse filings showed. Earnings per share dropped to 1.25 sen from 37.08 sen. (Source: [TheEdgeMarkets](#))

## Regional company reports

---

- **Q & M Dental Group Ltd – Hurt by upfront and uneven expenses.**

- Earnings were below expectations. 1H22 revenue and PATMI were 52%/37% of our FY22e forecast. Additional cost from investments in AI project and change in recognition of bonus provision. Earnings from COVID-19 PCR tests swung from \$3mn net profit a year ago to S\$50k net loss.
- During the quarter, the number of clinics increased by 8 during to 149, a 19% YoY jump. Together with Malaysia, Q & M has 350 dentists.



## DISCLAIMER

Legal and Regulatory Notices (Electronic Communications)  
© 2018 PRSB.

### Important disclosures

This research report is strictly confidential and has been prepared for information purposes only by Phillip Research Sdn Bhd ("PRSB"), a subsidiary of Phillip Capital Holdings Sdn Bhd ("PCH") and is meant for circulation to its clients and clients of other subsidiaries companies of PCH particularly Phillip Mutual Berhad ("PMB"), Phillip Capital Management Sdn Bhd ("PCM"), Phillip Wealth Planners Sdn Bhd ("PWP") and Phillip Capital Sdn Bhd ("PCSB") (collectively refer to as Phillip Group other licensed intermediaries ("PGOLI")) only or such other persons as may be deemed eligible to receive such research report, information or opinion contained herein. Neither the publication/communication nor any portion hereof may be reprinted, distributed, sold, resold, redistributed, copied, reproduced, published, republished, displayed, posted or transmitted in any form or media or by any means without the written consent of PRSB.

The policy of PRSB is to only publish research that is impartial, independent, clear, fair, and not misleading. Analysts never receive compensation from companies they cover. Regulations or market practice of some jurisdictions/markets prescribe certain disclosures to be made for certain actual, potential or perceived conflicts of interests relating to a research report as below. This research disclosure is for your information only and does not constitute any recommendation, representation or warranty. Absence of a disclosable position should not be taken as endorsement on the validity or quality of the research report or recommendation.

To maintain the independence and integrity of PRSB's research, PGOLI activities such as fund management, dealing in securities (restricted to unit trust and private retirement scheme), dealing in derivatives, clearing for derivatives, financial planning and research business lines are distinct from one another. This means that PRSB is not part of and does not report to any of PGOLI. Accordingly, PGOLI does not supervise nor control the activities of PRSB's research analysts. PRSB's research analysts report to the Head of Research, who in turn report to PRSB's senior management.

PRSB and PGOLI have in place internal controls designed to manage conflicts of interest that may arise as a result of PGOLI engaging in fund management, dealing in securities (restricted to unit trust and private retirement scheme), dealing in derivatives, clearing for derivatives, financial planning and PRSB activities. Some examples of these controls include: the use of information barriers and other information controls designed to ensure that confidential information is only shared on a "need to know" basis and in compliance with PRSB and PGOLI's Chinese Wall policies and procedures; measures designed to ensure that interactions that may occur among PRSB's research personnel, fund management, dealing in securities (restricted to unit trust and private retirement scheme), dealing in derivatives, clearing for derivatives, and financial planning, PGOLI's financial product issuers and PRSB's research analysts do not compromise the integrity and independence of PRSB's research.

Neither analysts nor their household members/associates may have a financial interest in, or be an officer, director or advisory board member of companies covered by the analyst unless disclosed herein. In circumstances where an analyst has a pre-existing holding in any securities under coverage, those holdings are grandfathered and the analyst is prohibited from trading such securities up to the date of the publication of this research report.

Unless specified otherwise, PRSB did not receive investment banking/non-investment banking income from, and did not manage/co-manage a public offering for, the listed company during the past 12 months, and it does not expect to receive investment banking compensation from the listed company within the coming three months. Unless mentioned otherwise, PRSB does not own a material disclosable position, and does not make a market, in the securities.

We hereby certify that the views expressed in this research report accurately reflect our views about the securities and/or the issuers and that no part of our compensation were or will be directly or indirectly related to the specific recommendation or views contained in this report or to any investment banking relationship with the subject company covered in this report (for the past one year) or otherwise any other relationship with such company which leads to receipt of fees from the company except in ordinary course of business of the company. We hereby confirm that our analyst(s) has/have not been placed under any undue influence, intervention or pressure by any person(s) in compiling this research report. This report is prepared without any intention to raise, lower or maintaining the price of the securities covered or to induce the recipient to buy or sell the securities covered. In addition, our analyst(s) included herein attest that he/she/they was/were not in possession of any material, non-public price sensitive information regarding the subject company at the time of publication of the report. Save from the disclosure below (if any), we are not aware of any material conflict of interest.

Key to PRSB investment ratings:

Equity:

BUY: Total stock return (including dividends) expected to exceed 20% annually;

O-PF: Total expected return below 20% annually but exceeding market return;

U-PF: Total expected return positive but below market return;

SELL: Total return expected to be negative.

For relative performance, we benchmark the 12-month total forecast return (including dividends) for the stock against the 12-month forecast return (including dividends) for the market on which the stock trades.

ETFs (Criteria applies to rating assignments from 16th December 2019):

STRONG BUY: Total return (including dividends) expected to exceed 20% annually;

BUY: Total expected return below 20% but exceed 5% or then 1-year rate, whichever is higher;

SELL: Total return of not more than 5% or then 1-year rate, whichever is higher.

The ratings are based on the forecast total return (including dividends) over the next 12 months.

Funds:

The rating a mathematical scoring system that include risks (standard deviation, Sharpe Ratio) and returns (1-year, 3-year, 5-year and consistency) BUY: Total return (including income distribution) is positive and above peers' average while risk factors are low;

O-PF: Total return is positive and above peers' average but has higher risk factors; SELL: Total return is negative.

For a history of the recommendations and price targets for companies mentioned in this report, as well as company specific disclosures, please write to: Phillip Research Sdn Bhd, B-18-6, Block B Level 18, Megan Avenue II, 12 Jalan Yap Kwan Seng, 50450 Kuala Lumpur, Malaysia.

The information, opinions and estimates herein are not directed at, or intended for distribution to or use by, any person or entity in any jurisdiction where doing so would be contrary to law or regulation or which would subject PRSB and/or its associate companies to any additional registration or licensing requirement within such jurisdiction. The information and statistical data herein have been obtained from sources we believe to be reliable. Such information has not been independently verified and we make no representation or warranty as to its accuracy, completeness or correctness. Any opinions or estimates herein reflect the judgment of PRSB at the date of this publication/communication and are subject to change at any time without notice. Where any part of the information, opinions or estimates contained herein reflects the views and opinions of a sales person (include but not limited to Financial Planners and Marketing Representative or a non-analyst), such views and opinions may not correspond to the published view of PRSB. This is not a solicitation or any offer to buy or sell. This publication/communication is for information purposes only and does not constitute any recommendation, representation, warranty or guarantee of performance. Any price target given in the report may be projected from one or more valuation models and hence any price target may be subject to the inherent risk of the selected model as well as other external risk factors. This is not intended to provide professional, investment or any other type of advice or recommendation and does not take into account the particular investment objectives, financial situation or needs of individual recipients. Before acting on any information in this publication/communication, you should consider whether it is suitable for your particular circumstances and, if appropriate, seek professional advice, including tax advice. PRSB, and PGOLI do not accept any responsibility and cannot be held liable for any person's use of, or reliance on the information and opinions contained herein. To the extent permitted by applicable securities laws and regulations, PRSB accepts no liability whatsoever for any direct or consequential loss arising from the use of this publication/communication or its contents. Where the publication does not contain ratings, the material should not be construed as research but is offered as factual commentary. It is not intended to, nor should it be used to form an investment opinion about the non-rated companies.

Subject to any applicable laws and regulations at any given time, PRSB, PGOLI and their respective affiliates or companies or individuals connected with PRSB may have used the information contained herein before publication and may have positions in, may from time to time purchase or sell or have a material interest in any of the securities mentioned or related securities, or may currently or in future have or have had a business or financial relationship with, or may provide or have provided investment banking, capital markets and/or other services to, the entities referred to herein, their advisors and/or any other connected parties. As a result, investors should be aware that PRSB, PGOLI and/or their respective affiliates or companies or such individuals may have one or more conflicts of interest. Regulations or market practice of some jurisdictions/markets prescribe certain disclosures to be made for certain actual, potential or perceived conflicts of interests relating to research reports. Details of the disclosable interest can be found in certain reports as required by the relevant rules and regulation. Disclosures therein include the position of PRSB and PGOLI only. Unless specified otherwise, PRSB did not receive any compensation or other benefits from the subject company covered in this publication/communication.



The analysts/contributors to this publication/communication may be employed by any relevant PGOLI entity, which is different from the entity that distributes the publication/communication in the respective jurisdictions.

PRSB, PGOLI and/or its officers, directors and employees, may, to the extent permitted by applicable law and/or regulation, deal as principal, agent, or otherwise, or have long or short positions in, or buy or sell, the securities, commodities or instruments, or options or other derivative instruments based thereon, of issuers or securities mentioned herein. PGOLI may also act as market maker or liquidity provider (within the meaning of applicable regulations in the UK) in the financial instruments of the issuer. Where the activity of market maker is carried out in accordance with the definition given to it by specific laws and regulations of the US or other jurisdictions, this will be separately disclosed within the specific issuer disclosures.

Investors should not consider this report as only a single factor in making their investment decision and, as such, the report should not be viewed as identifying or suggesting all risks, direct or indirect, that may be associated with any investment decision. PRSB produces a number of different types of research product including, among others, fundamental analysis and quantitative analysis; recommendations contained in one type of research product may differ from recommendations contained in other types of research product, whether as a result of differing time horizons, methodologies or otherwise. PRSB and PGOLI publishes research product in a number of different ways including the posting of product on the PGOLI portals and/or distribution directly to clients. Different groups of clients may receive different products and services from the research department depending on their individual requirements.

Figures presented herein may refer to past performance or simulations based on past performance which are not reliable indicators of future performance. Where the information contains an indication of future performance, such forecasts may not be a reliable indicator of future performance. Moreover, simulations are based on models and simplifying assumptions which may oversimplify and not reflect the future distribution of returns. Any figure, strategy or index created and published for illustrative purposes within this report is not intended for “use” as a “benchmark”.

Certain securities are subject to fluctuations in exchange rates that could have an adverse effect on the value or price of, or income derived from, the investment.

With respect to Fixed Income Research: Recommendations fall into two categories: tactical, which typically last up to three months; or strategic, which typically last from 6-12 months. However, trade recommendations may be reviewed at any time as circumstances change. ‘Stop loss’ levels for trades are also provided; which, if hit, closes the trade recommendation automatically. Prices and yields shown in recommendations are taken at the time of submission for publication and are based on either indicative Bloomberg, Reuters or PGOLI prices or yields at that time. The prices and yields shown are not necessarily those at which the trade recommendation can be implemented.

The securities described herein may not have been registered under the US Securities Act of 1933 (the ‘1933 Act’), and, in such case, may not be offered or sold in the US or to US persons unless they have been registered under the 1933 Act, or except in compliance with an exemption from the registration requirements of the 1933 Act. Unless governing law permits otherwise, any transaction should be executed via PhillipCapital Group entity in your home jurisdiction.

